



MAY
ISSUE 500

TRIP REPORT
BARRINGTON TOPS

MEMBERSHIP RENEWALS

TOLL REBATES FOR
CARAVANS

LEARN MORE >>

CC4WDC

Central Coast 4 x 4 Club Magazine

Photo Courtesy of Pete Robinson

TABLE OF CONTENTS

NEXT GENERAL MEETING	07	UPCOMING EVENTS	26
When, where and how to attend		Lots of New Trips!	
MARCH GENERAL MEETING	09	DAF DATES	28
Minutes from our last meeting		There have been some changes to these training dates	
BASIC DRIVER AWARENESS TRIP REPORT	18	PRE TRIP CHECKLIST	38
		A Handy Guide	
BARRINGTON TOPS TRIP REPORT	21	TOLL REBATES FOR CARAVANS	42
		Savings on Toll Roads	
MEMBERSHIP RENEWALS	25	MEMBER FEATURE	52
It's that time of year again!		Find out about the Phillips Family	



CC4WD Club

PRESIDENT

PETE ROBINSON

- ✉ president@cc4wdc.org.au
- ☎ 0400 759 693

VICE PRESIDENT

SCOTT GOOD

- ✉ vicepresident@cc4wdc.org.au
- ☎ 0404 810 318

SECRETARY & PUBLIC OFFICER

GLENN TURNBULL

- ✉ secretary@cc4wdc.org.au
- ☎ 0438 317 073

MEMBERSHIP OFFICER

DAWN SMIT

- ✉ membership@cc4wdc.org.au
- ☎ 0433 121 784

TREASURER

MICHELLE EDWARDS

- ✉ treasurer@cc4wdc.org.au
- ☎ 0408 493 522

TRIP MASTER

LACHY THOMAS

- ✉ tripmaster@cc4wdc.org.au
- ☎ 0403 083 191

EDITOR

ERIKA PHILLIPS

- ✉ editor@cc4wdc.org.au

VACANCIES:

- PUBLIC RELATIONS

- ✉ publicity@cc4wdc.org.au

SUB COMMITTEE VACANCIES:

- ASSOCIATION DELEGATE
- ASSISTANT ASSOCIATION DELEGATE



Photo Courtesy of Fiona Fisher

SUB COMMITTEE

ASSISTANT TREASURER

ALISON WALLACE

QUARTER MASTER

PETER GLENDINNING

- ☎ 0407 201 120

MERCHANDISING

JANE SAVAGE

- ☎ 0422 021 179

DAF OFFICER

SHANE (TAPPY) TAPSCOTT

- ✉ daf@cc4wdc.org.au
- ☎ 0408 026430

RAFFLE COORDINATOR

JOYCE HOLLINS

- ☎ 4392 3878

LEASE MANAGER

KEN MCDONALD

- ☎ 4358 1357

SOCIAL COORDINATOR

YVONNE MCDONALD

- ☎ 4358 1357

FROM THE PRESIDENT

Welcome To the May edition of the Central Coast 4WD Club Magazine. May has a marathon of events over the weekends, and hoping the weather shines for all who may be travelling.

The first Basic Driver Awareness weekend was held in April, and attracted some new members and some not so new, who wished to brush up on their off road skills. The next Driver Awareness event to be held at the Lease, will be the Advanced course. This was to be held on 8th and 9th of June, but due to this being a long weekend, it has been moved forward a week for the 1st and 2nd of June. Other Driver Awareness dates for the remainder of the year, are listed in the magazine.

A few other trips coming up for this month include Lachy's trip to Coolah Tops and the Association Cook Off at Mudgee. Also the Camp Quality day at Stockton Beach. Ray Kaletenbacher originally had the trip planned in May, but this has now been moved to the 1st of June. Ray always puts on great day trips and very educational.

Unfortunately, the Tyre Inflation day that was scheduled to go ahead on Sunday the 21st of May was postponed due to the weather. The day ended up clearing, but it was unsure if many beach drivers would turn up to make the day worthwhile. A new suitable date will be arranged and I can let you know, for those of you who may be interested in coming along.

Membership renewals are coming up from the end of next month. If practical, if you can renew by the end of July. We are also expecting the presentation of 10 year, 15 year and 25 year membership badges. Hope to have all the new members badges also completed for presentation.

And our next meeting will be on Thursday the 9th of May at 8pm. 6pm if you would like to dine and chat before the meeting. The Entrance Leagues Club, Bateau Bay.

Thanks, Pete.



Pete Robinson

PRESIDENT

FROM THE EDITOR

Welcome to the May Magazine!

This month my inbox has been full of reports and articles for the magazine, thank you to everyone who has sent me a message. I think this is the biggest magazine I have done to date! My old computer seems to have decided retirement was well overdue, so apologies if I have missed responding to anyone this month as I have had to transfer over to a new system.

It was agreed at the last committee meeting that the cut off date for the next magazine will always be the last day of the month. This should help everyone with when the next cut off date is. So, for June's magazine, the cut off date will be the last day of May.

At the last General Meeting, you nominated my family to be the member of the month, so keep an eye out for that in this month's magazine. I still need someone / a family for June's magazine, so let me know if you would like to take part by sending me an email to editor@cc4wdc.org.uk

Don't forget, the latest magazine is always on our website, so if you can't find it in your emails, visit us there at www.cc4wdc.org.au

Thank you for all your continued support,

Erika Phillips

EDITOR





Photo Courtesy of Faye Goodman

CC4WD Club FAQs

CLUB MONTHLY MEETINGS

Club meetings are held on the **SECOND THURSDAY** of each month at The Entrance Leagues Club, 3 Bay Village Drive, Bateau Bay at 8 pm. Visitors welcome! There is no meeting in January each year.

COMMITTEE MEETINGS

Committee meetings are held via Zoom on the **SECOND MONDAY** after the general meeting. All welcome to attend. Contact the President for the Zoom meeting link.

MAGAZINE INFORMATION

ALL articles and photos are welcomed by the editor and can be emailed to editor@cc4wdc.org.au. Please ensure that your articles and trip reports are sent to the editor as soon as possible so they can appear in the next magazine. The cut off date for production is the last Thursday of each month.

CLUB POSTAL ADDRESS

CC4WD Club
PO Box 3533
TUGGERAH NSW 2259

CLUB WEBSITE

www.cc4wdc.org.au

WEBMASTER


Steve Farmer
webmaster@cc4wdc.org.au

The Central Coast Four Wheel Drive Club is a member of the Four Wheel Drive NSW & ACT Association www.4wdnow.com

THE OPINIONS EXPRESSED IN THIS MAGAZINE ARE NOT NECESSARILY THOSE OF THE CLUB.



NEXT GENERAL MEETING



9th May 2024

8pm

The Entrance Leagues Club
3 Bay Village Road, Bateau Bay

OR

Zoom meetings are free and you can join from your computer, phone, iPad or other tablet. If you are not joining by computer, you will need to get the Zoom app before you can join a Zoom meeting.

Join Us
On Zoom

[CLICK HERE](#)



ZOOM ETIQUETTE : PLEASE REMEMBER TO
REMAIN ON MUTE UNLESS YOU ARE THE ONE
SPEAKING

PHOTOGRAPHS FROM APRIL CLUB MEETING



**Steve Turdak
Piston Cup Winner**



Thank you to all who came!

Central Coast 4WD Club General Meeting

THURSDAY April 11, 2024 - THE ENTRANCE LEAGUES CLUB

Start time: 8:00 pm

Attendees: As per attached attendance record

Apologies: Paul Fisher, Denis Pandich, Alison Wallace, Ian & Fiona Fisher, Greg Douglas, Scott Horne, Lisa & Scott Good, Dawn Smitt, Dave Edwards, Liz Thomas, Beryl & Allan Howard, Helen & John Smyth, Glenn Turnbull.

Visitors: As per attached attendance record.

Nigel - Land River Discovery (Visiting from Melbourne club)

Jarrad & Erin - 120 Prado & a Honda Jazz

Scott - Land Rover Discovery

Adam - GQ Patrol

Marco - 200 Cruiser

Shane - 120 Prado

Minutes of the previous meeting:

Motion: That the minutes for the General Meeting held on (14/03/24) as published in the magazine with the amendment above be accepted:

Moved: Gerry Donaldson **Seconded:** Ken McDonald **Action:** Carried

President's Report:**Pete Robinson**

N/A

Secretary's Report:**Lachy Thomas**

Correspondence and emails received as tabled.

From	Subject	Response
Hunter Region 4wd club	Feb 24 minutes	N/A
Toyota Land Cruiser Club	Swap meet on 4 th of May	
	New member <u>enquires</u> x 1	Sent member joining info
4wd Association	March Newsletter	

Hard copy correspondence: N/A

Outward correspondence: N/A

Motion: That the inwards and outwards correspondence that will be presented in the magazine be accepted.

Moved: Shane Tapscot **Seconded:** Chris Newbold **Action:** Carried

Treasurer's Report:**Michelle Edwards**

Michelle presented the following report at the General Meeting to be captured in the meeting minutes and printed in the monthly magazine:

CC4WD CLUB TREASURERS REPORT -for APRIL General Meeting		
DATE:		4/4/24
BALANCE SHEET		
Investment Term Deposit		\$20,626.18
Undeposited Funds		
Cheque account:		\$11,724.30
NET POSITION		\$32,350.48

Income:		
Fun Fines		\$17.20
Donations	Kings Raffle	\$75.00
Raffle		\$97.00
Membership		
Merchandise		\$195.00
Miscellaneous		
Christmas Party		
Social Event		
Interest		\$0.34
Advertising		
TOTAL INCOME		\$384.54
Expenses:		
DTU		
Miscellaneous		
Bank Charges		\$17.13
MYOB		\$65.00
Monthly meeting		\$170.00
Lease		\$1,967.00
Advertising		
Club affiliation		
Membership		
Merchandise		
Raffle		\$59.75
Annual XMas Party		
Donations		
TOTAL EXPENSES		\$2,261.75
NET PROFIT		-\$1,877.21

Motion: That the Treasurer's report as presented at the meeting and reported above will be accepted.

Moved: Tony Clarke **Seconded:** Jane Savage **Action:** Carried

Bills for payment:

BILLS FOR PAYMENT		
TO	FOR	
TELC	catering meeting	\$200.00
Scott Good	DAF equipment	\$2,128.93
ONYA	merchandise	\$487.20
TOTAL		\$2,816.13

Motion: That the Bills of payment as presented at the meeting and reported above will be accepted.

Moved: Bev Fort **Seconded:** Jane Savage **Action:** Carried

Membership Officer Report:**Dawn Smit**

- Nothing reported.

Vice Presidents Report:**Scott Good**

N/A

Editor's Report:**Erika Phillips**

- George delivered on behalf of Erika (Leon held the microphone)
- Thankyou so much to everyone who put in trip reports, shoot through your other trip reports please.
- If you'd like to be featured in the next mag as a profile, please let Erika know so she can do a feature. Asked the floor if anyone was interested.
- Rapturous applause!
- The meeting voted that Erika do an autobiography on the family.

Assistant Treasurer's Report: Alison Wallace

N/A

Lease Managers Report: Ken McDonald

- Lease is going well, hasn't gone anywhere.
- Thanks to those who helped fix the steps & gates at Easter.
- Thanks to those who helped remove lantana as well.
- Working bee to be scheduled for approx. 3 months time at the least.
- Creek is dry, approx. 6 months of wood in the shed.

Driver Awareness Report: Shane Tapscott

- DAF this weekend at the lease, first new DAF course.
- DAF basic is now two days, 8:15 Saturday to mid-arvo Sunday.
- DAF Advanced is prep for the association accreditation.
- Any questions to Shane 'Tappy' Tapscott

Merchandise Report: Jane Savage

- We have beanies, vests, scarfs, jackets all for sale.
- Plenty of new shirts in long & short sleeves for men's & women's.
- Stickers, stubby holders, get your swag.
- Any questions to Jane.
- Jane to bring some heavy jackets to the committee meeting for review.

Raffles: Joyce Hollins

Prizes on offer tonight include:

- Spaceship light, snake-bite kit, jaffle iron, fire blanket, cast iron tea-pot.

QuarterMaster Report:

Peter Glendinning

- All going well, please contact Peter if you need anything

Public Relations:

N/A

NSW/ACT Association:

- Pete Glendenning & Pete Robinson attended on the clubs behalf and will speak about in trip reports.
- 18th & 18th May COCO & meeting in Mudgee.

General Business:

- No general business raised.

Social Activities: Yvonne McDonald

- Yvonne went to the lease for easter, trivia on one night, a few people attended.
- Christmas in July dates 27th & 28th of July at The Lease.
- Camp ovens dinner, happy hour and some beverages for Christmas in July.
- We now have a hot working shower at the lease (could be part of the Lease report), thanks to Dawn.
- Chris Newbold has volunteered to make some signage for the lease for the café, toilets & showers.

Items for Sale:

- Shane Tapscott
 - Camper Trailer
 - Canvas with kitchen out the back – make him an offer
- Ray Hill
 - Camper trailer Cub – make him an offer.
- Lachy Thomas
 - Drop slide MSA – Come talk to him

Trip Masters Report:

Lachy Thomas

- Trips presented on the night (see the magazine for more details):
 - Trip masters report per the mag list of trips (couldn't type & talk at the same time)
 - Past Trips:
 - Morriset Lifestyle Expo – Pete Robinson did the report
 - 4wd Supercentre night – Pete Robinson did the report
 - Cells Trip – Bev Fort did the report
 - BCFing Weekend – Michelle Edwards did the report
 - Ghost Towns, Scott Horne – Mark did the report
 - Easter at Barrington Tops -Lachy Thomas did the report
 - Easter at the Lease - Ken & Yvonne Mcdonald did the report

Upcoming Trips:

- Here's a summary of the up-and-coming trips, check out the magazine for more details:
 - Upcoming trips:
 - Inflation day at Stockton Beach
 - NSW High Country
 - Camp Quality

- NSW Association COCO
- Coolah Tops
- Hosting Wagga Wagga club
- 10th & 11th May, Quombone Races
- Xmas in July 27th July
- DAF dates per the mag

Piston Broke Trophy:

- Steve & Jane for breaking the ranger gearbox in Wagga Wagga.

Legend of the Month:

- Scott & Lisa Good – For running a BCFing great weekend and towing everyone around all weekend.

Fun Fines:

Gold coin donations for forgotten badges and phones ringing.

Fun fine for Glenn Turnbull for labelling the minutes with tomorrows date.

President Pete Lachy also fined Paul Fisher by correspondence for texting the president asking “is your phone on silent?” mid-meeting.

Final Notes:

- The next Committee meeting will be held on 22/04/24 7pm @ The Entrance Leagues Club. Contact Pete Robinson for details - all welcome to attend.
- The next General Meeting will be held on 9/05/24 at the Entrance Leagues Club and on Zoom.

Meeting closed at 9:05 pm

Minutes by Lachy Thomas

President Pete Robinson



BASIC DRIVER AWARENESS TRAINING TRIP REPORT

BY MICHELLE EDWARDS

This was the first Basic Driver Awareness Training to be run under the new format by Shane (Tappy) Tapscott. There were six participants with varying degrees of experience and previous training. Vehicles included 2 x Ford Ranger, 2 x Nissan Navara, Nissan Patrol and a 200series Landcruiser. Tappy was assisted by Dave Edwards, Greg Douglass, Steve Turdak, Jane Savage and Peter Glendinning with Barry Vines and Dave Brown sharing their wealth of experience. I decided it was time for a refresher as it is almost ten years since I completed DTU 1.

The training was held at We-Leaser over the full weekend and started at 8.15am. Tappy used the new computer and TV monitor to share some theoretical aspects of 4Wheel Driving and Vehicle awareness. After the theory, we proceeded to look at some basic vehicle set up and discussed the Hierarchy of Recovery. We then learnt about vehicle preparation using the POWERAS acronym as a reminder of what to check before a trip.

The first practical exercise was a water crossing and fortunately the creek at We-Leaser had a reasonable flow of water to enable a realistic demonstration and discussion. Mark Darcy walked the crossing and Lachie Thomas demonstrated in his Ford Ranger while the rest of us observed. Next exercise was a tyre change. Ari Soko and Alan Booth's cars were the "victims". Ari discovered that it's not a good idea to have too much on the back seat and that she had non-standard wheel nuts but fortunately did have the correct socket to undo them. Removing the tyre from under her vehicle was quite a challenge but a few tips like using a tarp under the spare tyre to help slide it out was very helpful.

Continued...

Next activity was Stall-Start recoveries on the slope up from the main camping area. For me this was quite a challenge to understand but a stall start recovery can come in very useful should you find yourself sliding down a steep slippery slope. I also discovered a feature on the 200 Landcruiser we were unaware of – Crawl Control – which might become my new favourite button!



After a quick lunch break, all the trainers and participants headed out the back gate for a drive. This is where the real driving challenge started. The track just out the gate is very rutted, so we all walked it and talked about the best lines to take before attempting the drive. I was a bit hesitant at first look, but after walking it the track did not seem quite so daunting. All vehicles managed the ascent with relative ease with some of the trainers spotting us as we went. The spotting is a key feature of a drive like this, especially with inexperienced drivers. It feels counter intuitive to watch a spotter rather than the road but by following Barry Vines and Tappy's spotting I had no issue in getting to the top without incident.





We spent the next few hours travelling along some of the very overgrown forest tracks including Trevor Tops Road. Thanks to Greg Douglass with a hedge cutter, scratches were kept to a minimum. During the drive we needed to use a mix of low and high range and encountered some washed out creek crossings, several fallen trees, a steep ascent followed by a steep descent utilising a variety of skills. Just as the light was fading, we found the track blocked by a fallen tree. Thanks to Lachie and his chainsaw and several assistants we were able to clear the track and then continue for the “night drive” component of the training.

Back in camp it was time for a fire and dinner and exchange of stories in the Rosebud Café.





The next day we were up early again for an 8.15am start and fortunately the weather was warm and sunny again. The focus on Sunday was recovery.

We paired up and took turns recovering each other out of some ruts on the higher side of the lease. I paired up with Ian Fisher and we practiced a Tow recovery followed by a kinetic recovery (snatch), each taking turns to recover and be recovered. This was a great experience and great to experience the way a car behaves in a recovery situation. Following the recovery we experimented with “bogging” the oldest vehicle (Nissan Patrol) and the newest (Ford Ranger) observing the difference between using the Rear Diff locker and not and learning about some of the new technologies available in new vehicles.

It was then time for our “assessment”. As a group we answered a series of multiple-choice questions, some of which were quite straight forward but some quite tricky thus resulting in some lively discussion. Tappy bravely finished up by asking us all for feedback which was generally very positive with a few suggestions.

We finished off the day by wishing Lachie Thomas a Happy Birthday with some cupcakes.

I would highly recommend this weekend to anyone in the club who is feeling a bit “rusty”, has a new vehicle or just wants a refresher - there is always something new to learn. The weekend has increased my confidence in our car and my driving ability.

Thank You to Tappy and all the trainers as well as the other participants for an enjoyable and educational weekend.



BARRINGTON TOPS TRIP REPORT

BY PETE ROBINSON

Easter Long weekend, involved an adventure to the Barrington Tops National Park. The trip was hosted and led by Lachy and Liz Thomas. Being Good Friday, I was surprised that there was not too much traffic heading north on the M1. The only traffic snarl was on the approach to the Hexham Bridge, which was really no surprise. Once over the bridge, the traffic moved well, and finally made it to the Buckets Way turn off, finally meeting up in Gloucester.

The convoy made our way up into the Barrington's. There were quite a few caravans and campers on the Cobark property, all taking advantage of the 4 day long week end. First stop was the Cobark Lookout. A few pics and a look at the view, then onward towards our campsite at Polblue Campground.

On arrival, we were met by one of the park rangers who had a list of all the bookings and checked us in. We were given a park sticker each to show that we had booked in, just in case other rangers were checking up on guests.

After setting up our campsite, we made our way out for a drive along Paddys Ridge Trail. Travelling along Tomala Road and eventually making our way down to the Water gauge Camping area, on the banks of the Manning River. Quite a bit of wildlife around including a fairly large Wedge Tail Eagle and a family of wild pigs, seen at a distance.

Making our way back to camp, a heavy fog drifted in, making visibility down to about 60 metres. A camp fire was underway and all the team prepared dinner.

Continued...



Saturday morning greeted us with sunshine and fine weather forecast. The quiet ambience of the morning was broken by the start of Greg's diesel heater roaring away. The caravan door finally flung open and Greg wandered out.

After we all finished breakfast, Lachy held a briefing of the days adventures. Our destination was Nundle for lunch. Making our way out from camp, it was only a short time before we had to stop to repair a small broken Stabiliser bar connecting rod on Lachy's and Liz's vehicle. After rectifying the fault, we moved on.

Heading down along Tomala Road, took us past Ellison Station. A series of 20 creek crossings and some spectacular scenery, paved the way to Nundle, where we stopped for lunch. I think it was creek crossing number 9, is where we stopped for morning tea, in front of a large rock escarpment.



Greg said he was going to count all of the creek crossings and called them out over the UHF, as we crossed them, but he soon tired of that and only got to about 11. We stopped at Hanging Rock, where we were going to have lunch, but there were a few people there occupying the tables, so we decided to continue to Nundle.



Arriving in Nundle, we all stopped for fuel and then to a nearby park for lunch. I was going to go to the pub for lunch but unfortunately, being a long weekend, it was packed with tourists, so I joined the group in the park. We travelled along a few more scenic country roads, making our way back to camp. A few made dinner in the camp ovens and I made my seafood pizza in the Weber.

Sunday morning saw us up and ready for more adventures in the park. After bacon and eggs for breakfast, we left the camp site again and made our way to the Dingo Gate. Our cars were parked and we walked through the Dingo gate and checked out the Moonan Lookout.

Getting back in our cars, our convoy then travelled along Boundary Rd, making our way towards Pol Blue Falls where we set up for morning tea. After morning tea, a quick stop over at nearby Horse swamp camp, where there were facilities for a comfort stop.

Back on the road again and making our way down to Gummi Falls Picnic area. Moving off from Gummi falls, we had to turn back as a gate had been padlocked, not allowing us to travel that path.

After all turning around, back in convoy formation, Lachy was able to locate another nearby track, which took us down to the Cascades Camping area, where we set up for lunch.

The track coming into the camp site offered a few challenges, but we all able to negotiate the path. Great little campground on a creek, which offered fantastic rainforest scenery.

Making our way again, back to camp, we were able to stock up on some firewood. Stopping on the journey back to camp, at Devils Hole Lookout. Back at camp, time to get another fire going, a few drinks and getting something going for dinner.



Monday morning saw some of the team do the Pol Blue Swamp walking trail. Greg and Bev and I stayed back at camp.

The walkers finally returned to the camp and we started packing up, getting ready for the journey home. Just prior to us leaving, several Brumbies ran through the campground.

Our convoy then formed up and we left the campground. Travelling past The Firs, then through the Dingo Gate. Making our way down Barrington Tops Forest Road, towards Moonan Flat. More spectacular scenery and the whole weekend gave us perfect weather.

Stopping over at the Moonan Flat Hotel for lunch, gave us one last meal together before we all set off home. The pub has been recently renovated and the meals were really good.

The return journey home on the M1 was heavy at times as expected but no serious hold ups.

Our team included Lachy and Liz as our trip leaders, Bob and Monica, Greg and Bev, Drew and Rhonda and I.

Thanks also to Greg and Bev who offered to be Tail End Charlie for the weekend.

Thanks again for Lachy and Liz for organising the trip, and Lachy's extensive knowledge of the Barrington Tops trails.





MEMBERSHIP

RENEWALS

DUE 30TH JUNE 2024

ANNUAL GENERAL MEMBERSHIP - \$90

ANNUAL **GOLD** MEMBERSHIP* - \$50

(*Only for members with 15 years consecutive membership)


PLEASE MAKE PAYMENTS TO:

Name: Central Coast Four Wheel Drive Club Inc
BSB: 082 620
Account: 622 378 649
Description: Your Name OR Membership Number AND
the word RENEWAL
(Please do this description so that we can
easily allocate *your* payment to *your*
membership)

HAVE YOUR DETAILS CHANGED?

Changed Address, email, telephone number or car?

Email new details to: membership@cc4wdc.org.uk



UPCOMING EVENTS 2024

18 & 19 MAY

NSW / ACT 4WD ASSOCIATION CAMP COOK OFF & MEETING AT MUDGEE

PETE ROBINSON

0400 759 693

PRESIDENT@CC4WDC.ORG.AU

25 - 26 MAY

CLASS C

COOLING IT AT COOLAH TOPS

LACHLAN THOMAS

0403 083 191

TRIPMASTER@CC4WDC.ORG.AU

LIMIT - 8 VEHICLES

1 JUNE

CLASS C & D

TRIP ALONG OLD BULGA ROAD

RAY KALTENBACHER

RAY: 43427521

RAYANDBERYL15@BIGPOND.COM

LIMIT - 8 VEHICLES

8 - 10 JUNE

CLASS D

TARALGA TRIP

STEVEN & JANE

SMS ONLY: JANE: 0422021179

STEVEN: 0425249879

LIMIT - 6 VEHICLES

29 - 30 JUNE

CLASS C+

ABERCOMBIE RIVER

LACHLAN THOMAS

0403 083 191

TRIPMASTER@CC4WDC.ORG.AU

LIMIT - 6 VEHICLES

13 - 14 JULY

HOSTING WAGGA WAGGA 4WD CLUB

LIMIT - UNLIMITED VEHICLES

PAUL FISHER
0427 116 046

PSFISHER@BIGPOND.COM

20 - 21 JULY

CHRISTMAS IN JULY

SAVE THE DATE

20 - 26 OCTOBER

FRASER ISLAND (K'GARI) TRIP

LIMIT - 8 VEHICLES

DAVE EDWARDS
0418 605 445

EXPRESSIONS OF INTEREST



- All sorts of Batteries
- **HULK 4x4 Accessories**
- Dometic Fridges
- Auto Electrical Accessories



02 4339 4771

www.coast2coastbatteries.com.au



Unit 2 / 236-238 Manns Road
West Gosford 2250





DRIVER AWARENESS TRAINING

BASIC TRAINING

10 - 11 AUGUST

12 - 13 OCTOBER

ADVANCED TRAINING

1 - 2 JUNE*

9 - 10 NOVEMBER

DAF OFFICER

SHANE (TAPPY) TAPSCOTT

✉ daf@cc4wdc.org.au

☎ 0408 026430

IMPORTANT:

***PLEASE NOTE - THE JUNE ADVANCED DRIVER TRAINING HAS BEEN MOVED TO 1 - 2 JUNE**

COCO 2024

May 18th - 19th

Mudgee NSW



- > Cook off on Saturday
- > 5.30pm nibbles
- > Trivia Saturday night
- > Quarterly meeting on Sunday morning (tea and coffee and lunch provided)
- > Plenty of powered sites, caravans and camper trailers welcome.
- > Hot showers & toilets
- > \$32 per person for 3 nights camping (Fri, Sat, Sun)
- > Kids under 15 are free

Fancy one of these?
Don't forget to sign up
for the Cook Off.



BOOK NOW ! <https://benefits.4wdnow.com>

Fun for the Whole Family



CAMP OVEN COOK OFF
MUDGEE 2024

Trivia





COOLING IT AT COOLAH TOPS

25 - 26 MAY

MEET - 09:00AM - MERRIWA SILO ART, HACKETTS ROAD, MERRIWA

STAY - THE PINES CAMPGROUND, COOLAH TOPS

This trip will commence from the distinctive Silo Art in the Hunter Valley town of Merriwa, after topping up the trip leaders coffee levels we will make our way up to the remote Coolah Tops National Park, an area renowned for it's wildlife, huts & stunning views.

After setting up camp at The Pines, we will do an afternoon drive, taking in some of the sights of the park including waterfalls, lookouts, historic sawmills & huts. Saturday night will have us enjoying a nice warm fire with the locals, before heading off to explore the rest of the park on Sunday morning.

After lunch in camp, we'll pack up and make our way back to Merriwa where the trip will conclude.

YOU WILL NEED:

- FOOD
- WATER
- FUEL
- FIREWOOD
- RECOVERY GEAR
- CAMP GEAR
- SENSE OF HUMOUR

MINIMUM REQUIREMENTS

- THE PINES CAMPGROUND RESERVATION
- UHF RADIO
- ALL TERRAIN TYRES
- RECOVERY POINTS

CONTACT

LACHLAN THOMAS

TEL: 0403 083 191

tripmaster@cc4wdc.org.au



TRIP ALONG OLD BULGA ROAD

1 JUNE

MEET - 09:30AM - BULGA CAMPGROUND - BEHIND TENNIS COURTS IN THE INLET ROAD, BULGA

The trip will start at Bulga Campground and visit Milbrodale Cave site before climbing up to Three Pole Look-out for morning tea. From here we proceed along Old Bulga Rd to Putty Rd, and then to Howes. track to Finchley Camp ground & Finchley Trig.

YOU WILL NEED:

- FULL TANK OF FUEL
- UHF RADIO
- RECOVERY GEAR
- DTU STAGE 1
- FOOD
- SNACKS

CONTACT

RAY KALTENBACHER

TEL: 434275521

rayandbery15@gmail.com



TARALGA TRIP

8 - 10 JUNE

MEET - ADDRESS GIVEN PRIVATELY TO ATTENDEES AS THIS IS PRIVATE PROPERTY

This is to be a relaxing weekend; there will be campfires of a night. Day trips on the local trails. A day trip to Wombeyan caves.

We will need to pre book cave tour online so once we have numbers we will organise the booking.

There are a few different caves and prices range from \$20 for a self-guided tour of one cave to a 2 cave tour \$33 or 3 cave pass \$44 with one or 2 as guided tours.

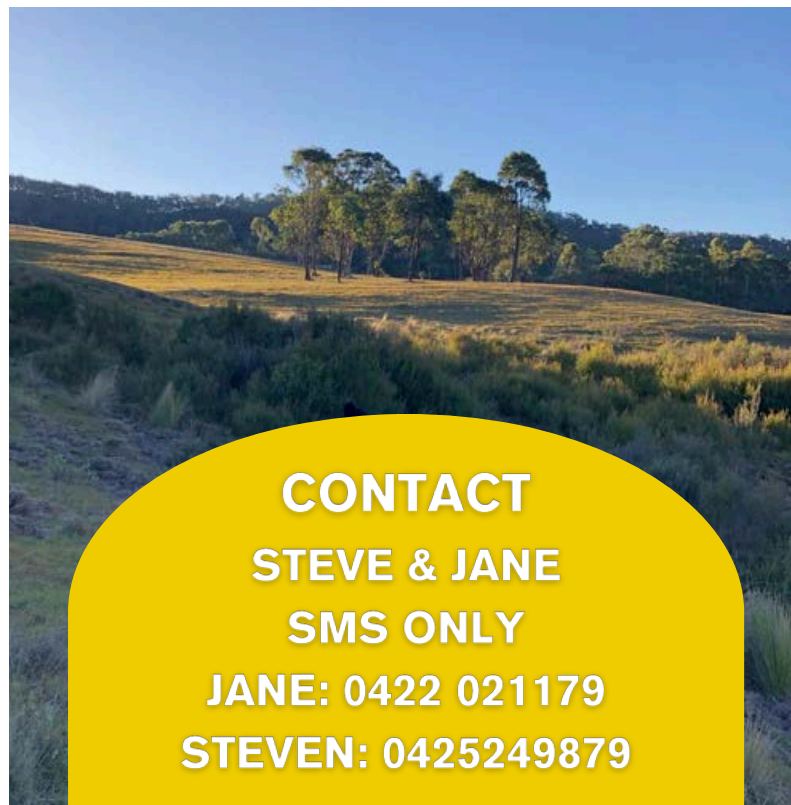
You can go onto NSW National parks and wildlife services website to view tours. Cave access is always subject to the rain.

YOU WILL NEED:

- FOOD
 - FULL TANK OF FUEL
 - RECOVERY GEAR
 - OWN WATER FOR SHOWERING
 - WARM CLOTHES
 - CAMP GEAR - CARAVANS AND CAMPERS
- WELCOME

FACILITIES ON SITE

- FLUSHING TOILET
- CAMPFIRE
- BBQ
- FREE CAMPING



CONTACT

STEVE & JANE

SMS ONLY

JANE: 0422 021179

STEVEN: 0425249879



ABERCROMBIE RIVER NATIONAL PARK

29 - 30 JUNE

MEET - 09:00AM - THE LOLLY BUG, GREAT WESTERN HIGHWAY, LITTLE HARTLEY

STAY - SILENT CREEK CAMPGROUND

The trip will commence at The Lolly Bug confectionary store, situated at the base of Mount Victoria. Once everyone has had a chance to top up their sugar levels, we'll make our way south on the black top towards Arkstone and into the Abercrombie River National Park. The driving in Abercrombie is best described as a "Mini High Country", it is full of long steep climbs and descents down into beautiful river crossings.

The area has relics of the gold mining past, including huts and old mine workings, as well as being home to wallabies, emus and platypus. We'll take in some of the scenic trails and sights as we head to the southern end of the park, setting up camp at Silent Creek campground.

After packing up Sunday morning, we will continue to explore the eastern side of the park before making our way back out to the black top to finish up in Oberon, mid-afternoon.

Class - C+ This trip will involve low range driving. This trip is not trailer friendly.

YOU WILL NEED:

- FOOD
- WATER
- FUEL
- FIREWOOD
- RECOVERY GEAR
- CAMP GEAR
- SENSE OF HUMOUR

MINIMUM REQUIREMENTS

- BOOKING FOR SILENT CREEK (\$6)
- DRIVER AWARENESS BASIC OR DTU STAGE 1
- UHF RADIO
- ALL TERRAIN TYRES
- RECOVERY POINTS

CONTACT

LACHLAN THOMAS

TEL: 0403 083 191

tripmaster@cc4wdc.org.au



HOSTING WAGGA WAGGA 4WD CLUB

13 - 14 JULY

MEET - CENTRAL COAST 4WD CLUB LEASE, NSW

STAY - THE LEASE

The club is hosting the Wagga Wagga 4WD club for the weekend as they have requested to be trained in driving and recovery on Stockton Beach, Tappy and Myself will conduct this on the Saturday, Presso Pete & Greg Douglass have offered to lead a club members trip to Stockton Beach on the same day. This may involve lunch at Anna Bay Pub before heading back to the lease for the night of sharing stories around the campfire. Sunday morning we are planning a forest drive in the local area to showcase the local area.

The Wagga Wagga club will travel up and arrive Friday afternoon allowing them plenty of time to settle in, relax and meet our club members over the weekend, they will head back to Wagga Wagga on Monday morning.

Bring: Whatever you require for a camping at the club lease, recovery gear, air compressor, traction boards, shovel etc.

Cost: For anyone driving Saturday there will be a cost of the Stockton Beach driving permit \$33.00 for a weekend or \$88.00 for an annual pass.

Limit: Unlimited for camping, 10 vehicles for Stockton Beach drive.

YOU WILL NEED:

- BASIC 4X4 TRAINING OR OLD STAGE 1
- CAMPING GEAR
- AIR COMPRESSOR
- TRACTION BOARDS
- SHOVEL
- RECOVERY GEAR
- FOOD
- WATER
- STOCKTON BEACH PERMIT

MINIMUM REQUIREMENTS

- THE PINES CAMPGROUND RESERVATION
- UHF RADIO
- ALL TERRAIN TYRES
- RECOVERY POINTS

CONTACT

PAUL FISHER

TEL: 0427 116046

psfisher@bigpond.com



CHRISTMAS IN JULY

20 - 21 JULY

MEET - CENTRAL COAST 4WD CLUB LEASE, NSW

STAY - THE LEASE

This Year it has again been decided to hold this annual event at the Lease and hope that as many members as possible will attend this fun weekend.

Again, we will have a separate fire for camp ovens and all the usual events such as coin tossing to win a bottle of Alcohol and activities for the children as well as guessing competitions.

So, drag out your deco's and come join the fun to make this a great event as it has been in past years. Anyone who would like to put on a day trip this weekend please let the Trip Leader know and he can advise you as to the many good spots to go around the lease.

Look forward to catching up with as many members as possible and a great opportunity for newer members to meet other people that belong to our wonderful club.

The Club will supply HAPPY HOUR and Drinks on the Saturday afternoon for all to enjoy while your camp ovens are cooking.

Maybe the fellow in a red suit might attend so all you children should be nice and not naughty (big kids as well).

SAVE THE DATE!



FRASER ISLAND (K'GARI) TRIP

20 - 26 OCTOBER

EXPRESSIONS OF INTEREST

STAY - DUNDABARA CAMPING AREA

Enjoy 6 nights on Fraser Island with a base camp at Dundabara Camping Area. This is a fully fenced (dingo safe) camping area on the eastern side of the island with hot showers and flushing toilets. Due to limited trailer sites this will be a tent only trip. The plan will be to meet at Inskip Point on the mainland early on the Sunday prior to the ferry crossing and drive along the beach to camp. We will have 5 days to explore the island seeing sites such as the Maheno Wreck, Champagne Pools, Eli Creek, Lake Mackenzie, Lake Wadi and Central Station. We will pack up and return to the mainland on Saturday 26. You will need to make your own way to and from Inskip Point.

ESSENTIAL REQUIREMENTS

- Camping Permit and Vehicle Access Permit: <https://qpws.usedirect.com/qpws/>
- Roadworthy vehicle with cooling system and brakes in excellent condition
- 2 inch suspension lift recommended
- All terrain tyres, light truck rated with a minimum of 50% tread.
- Front and rear rated recovery points
- Recovery gear including shovel, recovery boards and a jacking plate.

CONTACT

DAVE EDWARDS

TEL: 0418 605445

TO REGISTER INTEREST



PRE-TRIP VEHICLE CHECK LIST

**P
O
W
E
R
A
S**

PETROL -

**FUEL, DIESEL, FUEL FILTER
(CONDITION & LOCATION)**

OILS -

**ENGINE OIL, BRAKE FLUID,
TRANSMISSION FLUID**

WATER -

**COOLANT, WINDSCREEN
WASHERS, DRINKING WATER**

ELECTRICS

**BATTERY, FUSE LOCATIONS,
SPARE FUSES & GLOBES**

RUBBER -

HOSES, BELTS, TYRES

AIR -

**AIR FILTER, CABIN FILTER, INTAKE
LOCATION**

SUPPLIES -


**FOOD, MEDICATION, FIRST
AID KIT, FIRE EXTINGUISHER**



PLAN YOUR OWN CLUB TRIP

- Phone any club member that has run a trip previously, they'll love helping you
- Look at trip reports and trip notices in old magazines for ideas
- Watch YouTube videos about four wheel drive trips
- Look at other 4WD club websites
- Look at the list of previous club trips on the following page for inspiration

THE CLUB WEBSITE HAS LOTS OF INFORMATION ABOUT HOW TO LEAD A GREAT TRIP.



The club website has a member's only page with documents and information for club members only?

Contact any member of the committee for the password.



TRIP BOOK-IN PROCEDURE

Please familiarise yourself with these procedures to avoid any frustration

1. You must personally book in
2. If you book in early you must confirm that you still intend going no later than two weeks before the trip. If you do not confirm, your position will be re-allocated
3. If you are unable to attend please notify the trip leader as soon as possible so that someone else has the opportunity to fill the position
4. It is YOUR RESPONSIBILITY to contact the trip leader the night before the trip. This will enable you to confirm your attendance, and also check that the trip hasn't been affected by weather conditions

TRIP CLASSIFICATION CODES

A. This class of trip is considered to be extremely difficult. Participants will have to be experienced at travelling over difficult terrain. An amount of winching and/or towing will almost definitely be required. Participants will be required to bring along basic recovery equipment. The trip leader will have the right to reject a request to go from someone who is considered under experienced.

B. This class of trip is considered to be a moderate to difficult trip. An amount of winching and/or towing will almost certainly be required. Under extreme weather conditions, this trip could develop into a class A trip.

C. This class of trip is considered to be a moderate trip. Various sections of this trip will require cautious driving in order to negotiate your way. In most circumstances winching and/or towing will not be necessary.

D. This class of trip is considered to be a relatively easy trip. It is unlikely that any winching and/or towing will be required.

E. This class of trip is considered to be very easy. Little or no four wheel driving will be required and these trips usually consist of easy to reach base camps, scenic tours, social events, etc.

IMPORTANT NOTE: ALL B AND C TRIPS YOUR VEHICLE MUST BE ABLE TO ENGAGE LOW RANGE. These classifications codes are a GUIDE ONLY. The code designated to a trip can change from the time of designation to the actual time of the trip. Although every attempt is made to ensure that an accurate class is given to each trip, members should be sure for themselves that they are capable of handling the type of trip they have chosen. If in doubt consult the trip leader, and they will advise you whether you and your vehicle are suitable.

YOUR ONLINE PARTS SPECIALISTS

Thousands of 4WD spare parts available - go online now and save!



**VISIT OUR
EXCITING NEW
ONLINE STORE
NOW!**

Check out how
easy it is to order

All Four x 4 Spares

- Toyota Landcruiser
- Toyota Hilux 4WD
- Land Rover
- Range Rover
- Nissan
- Other Makes
- Terms and Conditions

Product Search

Search term

Advanced Search

Please click here to return to All Four x 4 Spares main website

Specialist Parts Suppliers for LAND ROVER • TOYOTA • NISSAN



Welcome to All Four x 4 Spares Online Store

All Four X 4 Spares has been providing the 4WD community with superior service and cost effective options for over twenty five years. We can offer savings by direct importing ourselves while focusing on quality recognised brands so quality is not compromised.

Featured Products:



Shopping basket
Your shopping basket is empty.



Sign in

User name

Password

Sign in

Forgot your password?
Register

Contact Us

All Four x 4 Spares
6 McDougall Street
Kotara NSW 2289

t: 02 4957 1117
e: please click here

Your online parts supermarket, visit us NOW at
www.allfourx4.com.au

TOYOTA • LAND ROVER • RANGE ROVER • NISSAN

For Parts, Service & Repairs we are your 4WD Specialists



Open Mon to Fri 8am - 5pm, Sat 8.30am - 12noon
6 McDougall Street, Kotara NSW 2289
WEB: www.allfourx4.com.au • EMAIL: sales@allfourx4.com.au
FAX: 02 4957 3237 • CALL: 02 4957 1117

- PARTS - NEW, USED & RECONDITIONED
- EXCHANGE DIFFS & GEARBOXES
- EXCHANGE STEERING COMPONENTS
- ENGINES & CLUTCHES
- TRANSFER CASES
- BODY PANELS & BODY GLASS / WINDOWS
- FULLY EQUIPPED WORKSHOP
- SELF SERVE PARTS SUPERMARKET
- HUGE RANGE - OVER 50,000 PARTS!
- FILTER KITS
- BEARING KITS
- CV JOINTS & AXLES
- CALIPERS & DISCS
- SUSPENSION PARTS
- EVERYTHING YOU NEED!

Orders sent
Australia wide
CALL US NOW!



ALL Four x 4 Spares • Service • Dismantling

TOLL REBATES FOR CARAVANS



BY PETE ROBINSON

Many of you that travel with caravans and camper trailers, may not be aware of some Toll charges for over height vehicles. Heights and lengths on Toll roads have been set, but on some occasions, cameras fitted on the Toll roads may consider your height and length may place you in the higher category. The difference in charges is quite significant.

To obtain any rebate for over charging, you need to register with Service NSW. If you look up **'Apply for Large Towed Recreational Vehicle Toll Rebate'**, you can register here.

Alternatively, you can contact them on 1300 133 310 for further details.

I did register last year and received a rebate of \$9.07. I received an email from Service NSW in late April, advising that I have received a rebate/refund of \$74.22. This amount has been credited to my E Toll account.

It is worth registering if you have a large caravan or camper trailer, as the cameras may detect you as the higher class of vehicle. Unless you check your E Toll account, you may not be aware of what you may have been charged.

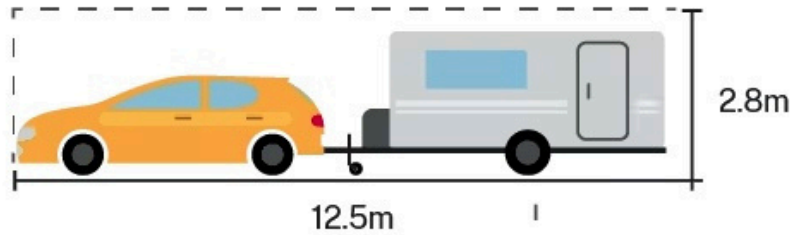


Continued...

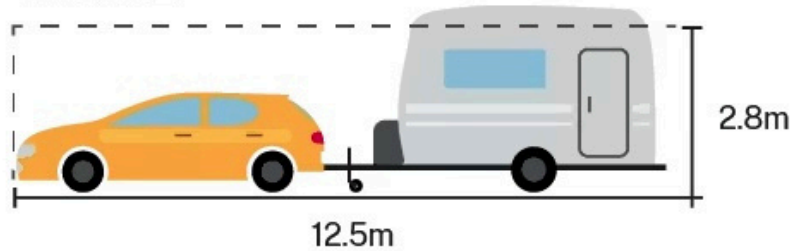
I checked the current rates with the North Connex Tunnel, the vehicle rate (Class A) is now \$9.66 per journey, up from \$9.56 as of the 1 April 2024. And heavy vehicles (Class B) are now \$28.97, up from \$28.68, also as from the 1 April 2024.

I had been charged Class B a couple of times in the North Connex and on the M2 and M7 towing my caravan. It is well worth checking you E Toll account, as they do charge the higher rate, if their cameras detect a larger vehicle. Speaking with another member of another 4 WD Club, he had been over charged as he had push bikes on roof racks of his vehicle and the cameras detected his vehicle as Class B. A guide for vehicle dimensions and the Toll rate is shown here. Motor homes are not exempt as they are over the 2.8metre height. This rebate scheme does not include the Sydney Harbour Bridge and the Sydney Harbour Tunnel.

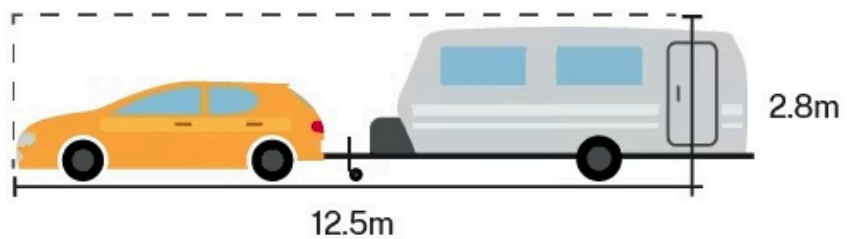
Class A



Class B



Class B



Who is eligible

To be eligible for the rebate, you must:

- be registered for the rebate
- be a NSW resident
- have both the car and towed recreational vehicle registered in NSW for private, pensioner or charitable use
- have travelled on a NSW toll road with a car, caravan, boat, or horse float combination detected as a Class B vehicle, and had a Class B toll charged to your toll account
- have paid Class B tolls with your NSW issued electronic tag
- have paid the toll in full
- claim your rebate within 12 months after you receive your toll statement.

Note: the rebate scheme is not available for motorhome toll costs.



Photograph Courtesy of Shane Tapscott

CONVOY PROCEDURE

- Trip leaders to remind all drivers about convoy procedure before moving off
- Trip leaders to check that everyone on the trip has enough water, fuel, recovery gear and food
- Trip leaders to inform all participants of the radio channel (and alternate radio channel in the event of too much interference on the first channel) to be used and ensure everyone can hear them before moving off
- The trip leader will appoint a “Tail End Charlie” who always travels at the back of the convoy. Their job is to acknowledge and confirm all communication from the trip leader and ensure all vehicles are on the road whenever setting off
- Trip leaders to let Tail End Charlie know the state of any gates (whether open or closed) and Tail End Charlie must leave them in the same state they were found in
- Trip leaders to advise all participants of upcoming turns/hazards etc and make sure the Tail End Charlie has acknowledged any communication
- Do not drive in a manner or at a speed that could endanger yourself or any another participant
- If driving through steep or hazardous terrain always ensure the vehicle in front has passed through the hazard/steep section before you proceed and pay particular attention to the vehicle behind you, to ensure they’ve safely navigated the hazard
- Make sure you maintain visual contact with the vehicle behind you. At intersections, stop and wait until the driver behind acknowledges they’ve seen the turn
- If you need to leave the convoy, you must let the trip leader know
- If the convoy gets too spread out, the trip leader can appoint someone to be a relay between the trip leader and Tail End Charlie
- If a recovery is necessary, the trip leader will take control and delegate if necessary. If you’re not directly involved, make sure you stay well away from the recovery
- When in convoy, stay in your designated position. Eg: 4th car in the convoy. Do not overtake the vehicle in front without their permission
- Do not reverse or drive in the opposite direction to other vehicles in the convoy
- Always drive with headlights on
- Although the preferred communication is by radio, if you can’t contact other drivers via radio, you should flash your headlights
- Using radios to communicate doesn’t replace the need for convoy procedures to keep everyone safe and on the right track



TRIP NOTICES

First of all, a big thanks to you for running a trip! We appreciate that there is a lot of planning and thought which goes in to leading a trip.

When you are writing up your trip report to be advertised in the magazine, please include the following details:

Trip Leader: Name and contact details

Where to meet: Include as much detail as possible including the time

The location of the trip:

The Grade of the trip: Please refer to the Trip Classification codes

Vehicle limit: the maximum number of vehicles permitted on the trip

What to bring: Please be detailed here eg: food and water requirements, a bag of firewood, full tank of fuel, recovery gear, swimmers

Minimum requirements: Eg: must have completed stage 1 or 2 driver awareness, snorkel, recovery points, working UHF radio, winch

Costs: Please note here if there are any costs involved. Eg: camping fees, museum or entry fees, booking fees, meals, accommodation etc

Please then write a summary of the trip so people know whether the trip would be suitable for them. Include where you'll be heading, where'll you camp/stay, any highlights/points of interest along the way, then conclude with how, when and where the trip will finish up.

Another fantastic addition to any trip notice are some photos you have taken on previous trips to showcase some of the highlights of the trip. Please do not leave this up to the editor to include any photos.

Once you have all the details in your trip notice, please email in Word or Publisher format to

tripmaster@cc4wdc.org.au so the Trip Master can log the trip AND to editor@cc4wdc.org.au so it can be included in the next magazine.

TRIP REPORTS



There are written and verbal trip reports for each Club trip undertaken. At the beginning of each trip, the Trip Leader will request a volunteer for the written and verbal reports. Usually, the last person to turn up to the meeting place is assigned the coveted job of writing the trip report for the magazine.

HOW TO SUBMIT A TRIP REPORT

- Take notes as you travel and take lots of photos along the way
- When you get home, type up your report in Word or Publisher and include your photos in the document.
- If you prefer to send your photos separately, please label your photos with the location and names of people etc.

Please upload your photos to Google Drive, OneDrive, DropBox or a similar file sharing service and email the link with your Word or Publisher document to editor@cc4wdc.org.au.

You can always refer to past magazines for examples of how a trip report is written.

If you have any questions at all, please email the Editor at editor@cc4wdc.org.au

This is Club 4X4 Country

You have arrived.
You took that red dirt track, wheeled your way through the mud and battled the bulldust.

You find yourself a nice secluded patch to set up camp for the night, or maybe two - who knows. The awning is out and the rooftop tent is ready to lay your head later that night. The campfire is roaring and the Milky Way is beaming down at you. This is what it's all about right? Well you're not alone, this is what we're about too.

How often have you found yourself in this setting and considered what you would do if the worst were to happen to your kitted out 4X4? Take a moment to do that - we'll wait.

Would your insurance payout allow you to rebuild this dream? If your rig burnt to embers that night, how much would you be covered for? If you had an accident on that red dirt track, would your insurer cover you for driving there?



If you're not sure, head on over to Club 4X4 country, we understand what you need.

Visit CLUB4X4.COM.AU or call 1800 CLUB 4X4 for a quote



*An excess of \$500 will be applied to a claim under this cover, with a maximum of two (2) claims per policy year. A maximum limit of \$1000 also applies to any individual item. Read the PDS for more detail. **This Additional benefit is subject to an excess of \$200 which will be applied and this benefit is limited to one (1) claim per policy period. Club 4X4 Pty Ltd is an Authorized Representative of the insurer, The Holland Insurance Company Pty Ltd, AFSL 241436. Any advice provided is general only. Consider the PDS at www.club4x4.com.au

PROUD MEMBER OF



easy. done.



ORR	ORC	AAA	ALLIANZ	CIC	TRIAL
\$573	\$606	\$621	\$623	\$673	\$768

2024 WE-LEASER MAINTAINANCE ROSTER

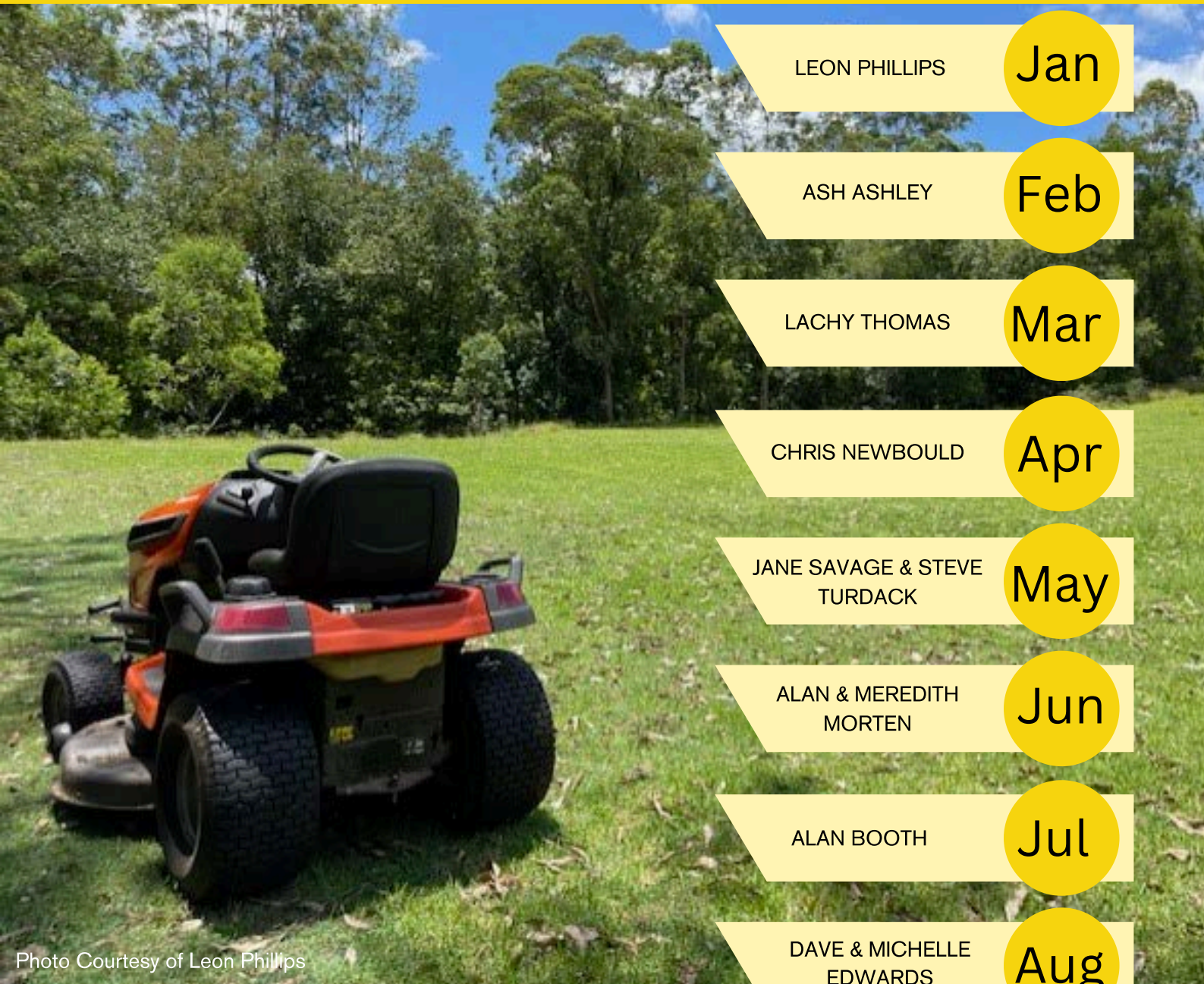


Photo Courtesy of Leon Phillips

Thank you to everyone who has volunteered to keep the lease in good condition.

Any questions?

Contact Ken or Von on 4358 1357 or kenandvon5@bigpond.com

LEON PHILLIPS

Jan

ASH ASHLEY

Feb

LACHY THOMAS

Mar

CHRIS NEWBOULD

Apr

JANE SAVAGE & STEVE
TURDACK

May

ALAN & MEREDITH
MORTEN

Jun

ALAN BOOTH

Jul

DAVE & MICHELLE
EDWARDS

Aug

SCOTT & LISA GOOD

Sep

JAN & DAN GRAHAM

Oct

PETE ROBINSON

Nov

RAY HILL & LINDA
SEYMOUR

Dec



WE-LEASER FOR MEMBERS

We-Leaser is for use by Financial Club members and their Family.

Visitors must have a club member with them.

Please follow the guidelines set out in the following pages, including signing in and out on the forms provided in the café.

Remember, no pets at the lease, don't feed any of the farm animals, or wild animals and please be conscious of turning off the gas bottles after you use the gas



GUIDELINES FOR USE OF WE-LEASER

These guidelines have been prepared in conjunction with the property owner and reflect the club's ethics to ensure that everyone enjoys their time at the property.

- Everyone is expected to treat the property with care and respect.
- Club members must accompany any visitors for duration of stay.
- You must sign in on the forms provided as soon as you arrive. Sign in forms are located in the box attached to the pole inside the café.
- Always check current fire restrictions for the area before lighting a fire. Make sure that the fire is properly extinguished before the last person goes to bed and/or before leaving the property.
- Please use the established firepit to avoid fire burns all
- Rubbish must all be taken home with you.
- We only lease the 30 acres around the camping area. Please do not drive to any other parts of the property.
- Motor bikes and any unregistered vehicles are not allowed on the property. We aren't insured for these, and our lease doesn't allow it.
- Don't feed the animals on the property.
- When-ever possible, replace firewood you use with timber from outside the property. Do not collect fire-wood from the property.
- The tanks on the property collect rainwater and are not for drinking. They may also be empty if it hasn't recently rained, so please always carry your own water.
- When using the barbecue or the burners, please turn off the gas at the bottle as soon as you finish cook-ing, otherwise it will leak. If the gas bottles are empty, there are 2 options:
- Pay to get them refilled and request reimbursement by emailing a copy of your receipt and bank de-tails to the treasurer at treasurer@cc4wdc.org.au
- Use our account at the garage at the top of the town as you come in (contact the lease manager for how to use our account if using this option). If using this option, please remember to email a copy of the invoice provided to you to treasurer@cc4wdc.org.au
- No domestic animals or pets are allowed
- Before you leave, please check the following:
 - Double check the gas is off at the bottle to ensure no leakage
 - Make sure the café gates are closed so livestock can't get in and make a mess
 - Make sure the toilet and shower doors are closed.

KNOW YOUR LEASE

Front Entrance - The entry to the Lease from Main Creek Road. (thru gate marked by a Black Sign with a White Circle on it)

Lease Road - Dirt road that runs from the Lease Entrance thru Carowiry Creek. From the creek it then runs across The Lower Camp Site and up to the Middle Camp Site. From the Middle Camp Site it then runs up past The Top Track to the Back gate

Carowiry Creek - Name of Creek at entrance to Lease.

The Lower Camp Site - First Camp site nearest to creek.

Middle Camp Site - Camp Site on which The Rosebud Café is located.

Top Camp Site - The Camp site which is located at the top of the hill next to the Storage Sheds and the Toilets.

Rosebud Cafe - Under cover B,B,Q / Kitchen Area. (Named many years ago when some children hung a bunch of plastic Rose flowers on to one of the Canteen support poles. (they are still there today)

Stairs - Run from canteen down to The Bottom Camp Site

Woodstock - Name given to the shed where wood is stacked.

Storage Sheds and Toilet Amenities - Located on hill 50m South of the Rosebud Cafe.

The Top Track - The North to South track that cuts across the top of the Lease.

Back Gate - Rear entrance to the Lease. (Entrance to Black Bulga State Forest area)

Wallaby Dam - A small dam located on the Northern Side of The Lease Road and halfway to The Back Gate.

Frog Hollow - Area of dense, dark forest which starts at the beginning of Walk 1 and runs thru to the 1.2.3. sign at the beginning of Cow Gully. (Maps of Lease Walks and instructions are found in the Lease Walks Log Book in the info cupboard.)

Cow Gully - The gully which acts as a water course for the Southern side of The Lease and runs from The Top Track down to Carowiry Creek.

Memorial Lookout - Small area dedicated to the memory of those that have passed. (Located 50m South of Back Gate)

REMEMBER

It is not safe to camp underneath Gum Trees as they often shed branches.

Due to the agistment of stock on the Lease please leave all gates on the Lease as you find them.



Lovells GVM/GCM Upgrades

- Increase Towing Capacity
- Increase Vehicle Loading
- Lift Kits & Rebushing
- Australian Made & Designed
- Drive in, Drive Out Service
- Engineering Support & Advice



Suspension Upgrades.
Wheel Alignment
Suspension Lifts Kits.

GVM/GCM 4WD Kits
Re bushing suspension
Adjustable Pan Hard Rods



10% OFF

**10% off for
CC4WDC
Members**

2/2 London Drive
Wyong
0243 512 659

sales@suspensionconcepts.com.au

Another Australian Steel Building by



SHEDS. MADE. TOUGH.

**SHEDS.
GARAGES.
KIT HOMES.
PATIOS.
STABLES.
BARNES.**

By locals for locals



Colorbond®

02 4322 0351

www.shedsnhomes.com.au



MEMBER FEATURE



THE PHILLIPS FAMILY

HOW LONG HAVE YOU BEEN A MEMBER?

One Year

NAMES OF THE FAMILY?

We are Leon & Erika with our three children, George, Amelia and Arlo.

WHAT DO YOU DRIVE?

Leon - LDV T60 MAX UTE

Erika - Isuzu MUX

LEON, CAN YOU SHARE ONE OF YOUR MOST MEMORABLE 4X4 DRIVING EXPERIENCES IN NSW?

It would have to be going onto Stockton Beach for the first time with the club last year. It was my first trip with the club and my first time driving on sand. I was blown away by the expanse of sand and how beautiful it was. What was even better, was that I didn't get stuck!



WHAT DOES BEING A MEMBER OF THE CLUB MEAN TO YOU AND YOUR FAMILY?

L - I feel really well supported and able to explore new areas with like-minded people.

E - It's been fantastic for the kids to get out and explore the area and the lease is such an adventure for them. They have made some amazing childhood memories there with the Christmas in July and camping over the Summer. Everyone has been so welcoming and supportive of us.

WHERE IS THE NEXT PHILLIPS FAMILY ADVENTURE?

The next dry weekend we are planning on camping at the lease!



CLUB EQUIPMENT AVAILABLE FOR LOAN TO MEMBERS



Are you having a get together, party or going on a trip?

The CC4WD Club has equipment which is available to go on loan to its Members

Some of this equipment includes:

- Fold up tables (located at the lease)
- A portable gas barbeque
- Gazebos
- Eskies
- And lots more...

For a more detailed list of all equipment, please see Members Page on the Club Website.

Should members wish to borrow this equipment please contact our Club Quartermaster — Peter Glendinning on 0407 201 120.

Please be aware that it is the Quartermasters role to store and issue equipment and NOT to deliver it or clean it. Please ensure anything returned to Pete is clean and let him know if it is faulty or broken.





CLUB MERCHANDISE



How to purchase club merchandise

You can purchase your club merchandise at general meetings or you can email our merchandise officer and have your items posted to you.

If purchasing by email:

Make sure you include full details including your size where relevant.

Contact Jane— 0422 021 179

Email— 03jane68@gmail.com

Make payment to the club account – (purchase price plus \$10 postage)

The club bank account details are:

Account name: Central Coast Four Wheel Drive Club Incorporated

BSB: 082 620

Account: 622378649

See the full list of merchandise on the following page.

Club clothing is a great way to promote our club
and show your support for responsible 4WDiving
and the clothing is good value.

CLUB MERCHANDISE SHOP

Contact: Jane Savage – email–03jane68@gmail.com

Jacket (polar fleece with emblem)		\$40.00
Green sleeveless vest (polar fleece with emblem)		\$35.00
Club Shirt (with Embroidered Club Logo)		\$30.00
Long Sleeve Bisley Shirt (with Embroidered Club Logo)		\$45.00
Optional Extra (with first Name only)		\$POA
Wet Weather light-weight Jacket (with Embroidered Club Logo)		\$POA
Extra name plate badges (new style)		\$10.00
Baseball Caps (with Embroidered Club Logo)		\$15.00
Floppy Hats (like Cricket hats with Embroidered Club Logo)		\$18.00
Beanies (with Embroidered Club Logo)		\$15.00
Scarves (with Embroidered Club Logo)		\$18.00
Stubby Holders (with Logo)		\$5.00
Club Stickers		\$5.00
CC4WD Club Windscreen Stickers	Large	\$20.00
CC4WD Club Windscreen Stickers	Medium	\$12.00
CC4WD Club Windscreen Stickers	Short	\$8.00

OUR WINDSCREEN STICKERS ARE MADE BY ONE OF OUR CLUB MEMBERS, CHRIS
NEWBOLD AND DONATED TO THE CLUB. THANK YOU CHRIS!

DO THE HIERARCHY OF RECOVERY



Kinetic recovery with a high potential for injury or damage

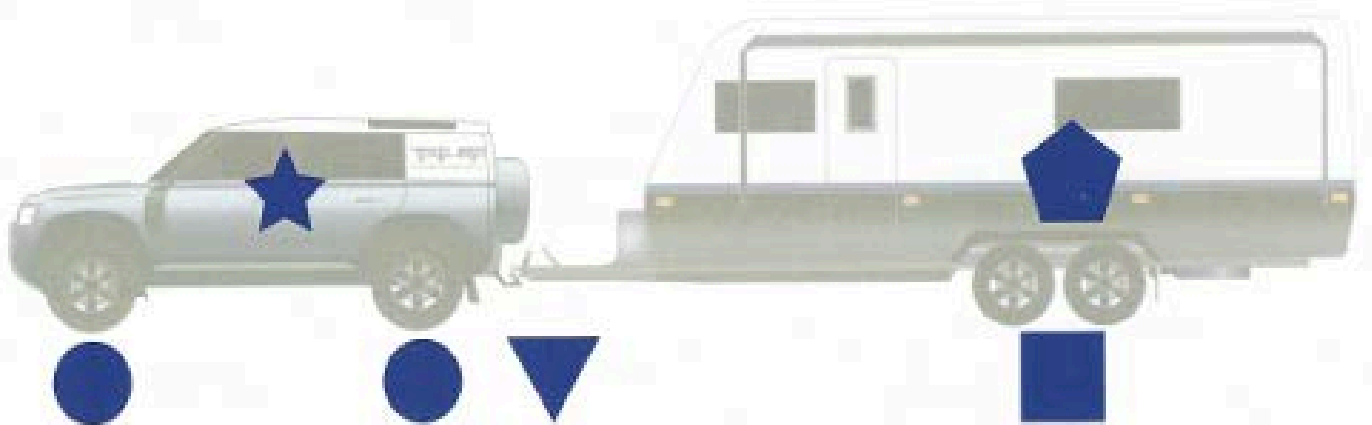
Dynamic recovery with moderate potential for injury or damage

Zero kinetic recovery with low potential for injury or damage

Reduced risk recovery with low potential for injury or damage

Minimal risk recovery with extremely low potential for injury or damage

Know your Weights



VEHICLE TARE WEIGHT

(Unladen weight | No payload)



GROSS VEHICLE MASS

(GVM or max legal weight)
(Vehicle tare weight + max vehicle payload)



TOW BALL MASS

Downward mass applied to tow vehicle
(to be calculated into gross vehicle mass)



TRAILER TARE WEIGHT

Unladen weight | No payload



AGGREGATE TRAILER MASS

(ATM) Trailer tare weight + max trailer payload



GROSS TRAILER MASS

(GTM) Trailer tare weight + max trailer payload excluding tow ball mass



GROSS COMBINED MASS

(GCM)
(Gross vehicle mass + tow ball mass + gross trailer mass)



Supported by the



Loading Your Vehicle and Caravan

Everything you pack weighs something

To determine how much you can pack, or your payload, everything that is additional to the TARE mass of your caravan, plus everything you have packed must be weighed.

Don't overload your caravan

This table shows example weights of various items that may be part of a caravan's payload along with the caravan's tare and maximum carrying capacity to demonstrate how to measure the safe carrying capacity.



Maximum carrying capacity: **2500kg**

Caravan TARE: **2100kg**

Maximum pack weight **400kg**

What you pack, or your payload, must not exceed the lowest tow capacity of your towbar, towing vehicle, tyre capacity or caravan ATM.

Holiday Pack

Luggage = 30kg
 Cutlery = 3kg
 Crockery = 10kg
 Pots and pans = 11kg
 Barbeque = 25kg
 Groceries = 35kg
 Cleaning supplies = 7kg
 Broom = 2kg
 2 x sheets = 5kg
 2 x pillows = 2kg
 2 x blankets = 6kg
 2 x bicycles = 30kg
 Outdoor seating = 15kg
 Outdoor table = 10kg
TOTAL = 191kg

Vehicle Extras

Awning = 30kg
 Air conditioner = 35kg
 Caravan TV = 7kg
 Spare tyre = 25kg
 2 x mattresses = 45kg
 Gas bottle = 25kg
 100L water = 100kg
TOTAL = 267kg

Total = 458kg
 (58kg overweight)

ADDITIONAL WEIGHTS*

Vehicle Extras

additional to TARE

90kg Steel bullbar
 55kg Alloy bullbar
 40kg Plastic bullbar
 30kg Winch bar
 50kg Full roof cage
 8kg Roof racks
 10kg+ Side awning
 24kg 50L fridge (empty)
 35kg 75L fridge (empty)
 75kg 2man rooftop hard shell
 65kg 4man rooftop tent
 30kg Second battery
 35kg Single slide draws
 70kg 2 slide draws
 22kg 20L jerry can (full)
 35kg Side steps

Caravan Extras

additional to TARE

35kg Air conditioner
 7kg Caravan TV
 25kg Spare tyre
 30kg Awning
 45kg 2 mattresses
 25kg Gas bottle
 100kg Water
 40kg Annex floor/sides
 10kg Hoses
 10kg Ramps/chocks

* Also consider the extra weight you may accumulate while travelling, e.g. grey water tank, cassette toilet, waste, items you pick up along the way.

* Weights are indicative only. Actual weights may vary.

Holiday Pack

additional to TARE

30kg Luggage/clothing
 3kg Cutlery
 10kg Crockery
 11kg Pots/pans
 35kg Groceries
 15kg 24 beers
 4kg 4L wine
 7kg Cleaning supplies
 4kg Broom/vacuum
 15kg Sheets/towels/linen
 25kg Barbeque
 15kg Outdoor seating
 10kg Outdoor table
 30kg 2 bicycles



FIRST AID KIT - BASICS

With increasing interest in the recent Bush First Aid course run by Sue from Express First Aid, I thought it would be good to examine what is available, what should a first aid kit contain, and where to purchase a recommended one.

What's required?

Carrying a First Aid kit within your vehicle is a must when driving remotely and recommended on all club trips. But what should your kit contain? Most have a collection of plasters, bandages and other first aid bits and bobs, but does it contain what is needed for trips out bush? Below are some of the contents a BASIC first aid kit should contain, but more is recommended for camping and 4WDing, customising your first aid kit depending on the activities you do.

A basic first aid kit checklist might include:

- crepe bandages of varying widths
- hypoallergenic (skin) tape
- triangular bandages
- adhesive dressing strips (such as band aids) in different sizes
- gauze swabs
- combine dressing pads (10cm x 10cm)
- non-stick dressing pads (7.5cm x 10cm)
- sterile eye pad ▪ alcohol swabs
- stainless steel scissors (sharp/blunt) 12.5cm
- disposable gloves
- stainless steel pointed splinter forceps (tweezers)
- shock (thermal) blanket
- safety pins
- notepad and permanent marker
- sterile saline tubes/sachets
- disposable resuscitation face shield
- antiseptic skin swabs
- stop itch cream
- first aid booklet



Which channels to use
and avoid

UHF RADIO CHANNELS - AUSTRALIA

UHF (Ultra high frequency) radios are a commonplace accessory the vast majority of 4WDers use for general convoy communication on highways and tracks. It is important to remember that UHF transmissions are not private communication and anyone within range will hear your conversation so some simple etiquette is important. The UHF radio is a must have when going on 4WD trips. Below are the list of channels you should and shouldn't be using.

Acceptable UHF channels and their usage:

Channels 9, 12-17, 19-21 24-28, 30, 39, 49-60, 64-70, 79 and 80: General chat channels

Channel 10: 4WD Clubs or Convoys and National Parks

Channel 18: Caravanners and Campers Convoy Channel

Channel 40: Australia Wide road safety channel used primarily by truckies and oversized load pilot vehicles

Channel 29: Road safety channel Pacific Hwy/Mwy (NSW & QLD)

Channels 1-8 and 41-48: Repeater/Duplex channels (output)

Channels 31-38 and 71-78: Repeater/Duplex channels (input)

Legally restricted channels

Channel 5 and 35: are for **emergency use only**

Channel 11: is the 'call channel' - a general meeting channel for when communication has been lost. Once communication is established you should quickly move to another general chat channel.


Channel 22 and 23: to be used for telemetry and telecommand automated communications only. Packet data and voice transmissions are not permitted

Please note: As at July 2020, the on the spot fine for misusing the emergency channels is \$444 OR up to 2 years imprisonment (for an individual) OR up to \$333,000 fine for all others. If the misuse interferes with an emergency call, these penalties increase to up to 5 years imprisonment for an individual OR up to \$1,110,000 fine for all others. These penalties are set to increase every 3 years from 1 July 2020.

(Ref. Radiocommunications (Citizen Band Radio Stations) Class Licence 2015 (Cth) and the Radio Communications Act 1992 (Cth))

CLUB MEMBER'S ADVERTISING PAGE

Do you have your own business and want to share it with other club members?



**Coastal
Automotive
Enterprises**
"For a better class of mechanical needs!"
www.coastalautoenterprises.com.au

Troy Bennett
2/7 ACE CRESCENT
TUGGERAH NSW 2259
PHONE 02 4352 2044
MVRL 49709
service@coastalautoenterprises.com.au

Please contact editor@cc4wdc.org.au if you're a member and would like to advertise your business in the club magazine — it doesn't have to be four wheel drive related.

Cost is \$80 per year.

Everyone wants to deal with someone they can trust, so if you need a hairdresser, a plumber, a bookkeeper or any other service, it will be great to contact a fellow club member for assistance. If you have a logo or a website we can add that to your listing.

Members Photo Gallery

A few photos of what our members were up to over February!



Photo Courtesy of Monica Porteous




Photo Courtesy of Fiona Fisher



Photo Courtesy of Michelle Edwards










Photo Courtesy of Pete Robinson

LINKS TO HANDY WEBSITES

-  [NATIONAL PARKS NSW](#)
-  [FORESTRY CORPORATION NSW \(STATE FORESTS\)](#)
-  [LIVE TRAFFIC NSW](#)
-  [RURAL FIRE SERVICE NSW](#)
-  [BUREAU OF METEOROLOGY \(BOM\)](#)
-  [WITHOUT A HITCH - ADVICE ON CB RADIO CHANNELS](#)

HANDY PHONE APPS

- **Wikicamps**
 - a great app with photos and details of campsites contributed by campers
- **BOM—Bureau of Meteorology**
 - Government weather app
- **Memory Maps**
 - Shows off road tracks and allows you to create a track log that you can follow
- **Hema Maps**
 - Shows off road tracks and allows you to create a track log that you can follow
- **Fires Near Me NSW**
 - (there are equivalents in other states if you are venturing further afield)
- **Google Maps**
 - Shows you where you are while on designated roads and can also show you traffic conditions but will not be reliable once you are in the bush
- **NSW Incident Alerts**
 - (there are equivalents in other states)
- **Fuel Map**
 - Guide to fuel locations
- **Live Traffic NSW**

OUR CLUB WEBSITE



The website is a great resource with information about our club as well as club magazines, up coming trips, past trips, FAQ's and important and relevant club documentation.

There is also a members only area on the website. Please contact one of our committee members for the password. In this section, you can access a link to Club 4 x 4 — our Club's preferred insurance provider where you will receive a discount on your insurance.

If you have anything you would like to contribute please email publicity@cc4wdc.org.au.

OUR CLUB FACEBOOK PAGE

Our Club Facebook page now has close to 1000 followers and is a great place to view recent club trips, videos, photos, tips, information about state forests and national parks. Just search on Facebook for Central Coast 4wd club and “Like” our page.



OUR CLUB MEMBERS FACEBOOK PAGE

This is a closed Facebook group that is only open to current financial members of our club. It is a great place to post your trip photos, have a general chat and discuss all things four wheel driving!

To join, search for CC4WDC members group on Facebook and click the blue button "Join Group"


Your request to join will then be submitted for approval by one of the Admin team who will check that you are a financial member and then approve your request.



ALL Four x 4 Offroad

Specialist Supplier for Offroad and Camping Accessories

Wherever you're going...



Let us help you with everything you need from upgrades to camping!



PERFORMANCE UPGRADES
Chip & Exhausts



Rooftop tents & Awnings



FROM
\$995

DARCHE
OUTDOOR GEAR

How do you make a great vehicle even better?
make it an AUTOMATIC

Auto Trans conversions



SEE US FOR A GREAT DEAL!

Tow Bars, Cargo Barriers & Roof Racks



MILFORD
Behind open all the way!

Winches, Recovery Gear, Battery Trays and Diff Breather Kits



WINCHES
FROM
\$499

PIRANHA AOC

ALTERNATOR OUTPUT COMPENSATOR



Full output from your variable rate alternator



piranha
OFF ROAD PRODUCTS

See us, REAL 4WDers for GREAT Products and AMAZING PRICES!

16 McDougall St
Kotara NSW 2289

visit our online store



Call us **(02) 4041 4080**

www.allfourx4.com.au